













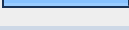




**1. Tell us about yourself. What is your interest in Converse County?
(Select all that apply)**

	Response Percent	Response Count
Full-time resident 	52.2%	215
Part-time resident 	7.0%	29
Property owner 	51.9%	214
Business owner 	15.8%	65
Other 	23.1%	95
<i>answered question</i>		412
<i>skipped question</i>		0

2. What is your line of work or affiliation? (Select all that apply)

	Response Percent	Response Count
Interested citizen 	45.6%	188
Ranching/Agriculture 	30.8%	127
Mining/Energy 	17.0%	70
Government/Schools 	7.3%	30
Health services 	10.7%	44
Retail/food services 	2.7%	11
Developer/builder/construction 	5.8%	24
Real Estate 	6.3%	26
Retired 	19.4%	80
Other 	18.7%	77
<i>answered question</i>		412
<i>skipped question</i>		0

3. Do you have concerns related to wind energy development in Converse County?

		Response Percent	Response Count
Yes		86.4%	310
No		13.6%	49
<i>answered question</i>			359
<i>skipped question</i>			53

4. If you answered “yes” to question #3, what are your primary concerns related to wind energy development in Converse County?

	A big concern	Somewhat of a concern	Not sure	Not much of a concern	Not a concern at all	Response Count
Visual impacts (e.g., height and number of towers)	63.0% (223)	11.9% (42)	0.8% (3)	8.5% (30)	15.8% (56)	354
Noise from turbines	39.8% (136)	19.9% (68)	9.1% (31)	8.5% (29)	22.8% (78)	342
Wildlife impacts (e.g. disruption of migration corridors, avian impacts)	61.1% (218)	13.2% (47)	3.1% (11)	7.6% (27)	15.1% (54)	357
Roadway impacts (e.g., construction of new roads to serve wind energy installations)	60.3% (208)	12.8% (44)	2.6% (9)	7.2% (25)	17.1% (59)	345
Impacts on County services (e.g., increased wear and tear on existing roads, expanded service area for emergency services)	49.7% (174)	20.0% (70)	4.3% (15)	10.0% (35)	16.0% (56)	350
Limitations on property use	53.2% (184)	17.3% (60)	5.8% (20)	6.6% (23)	17.1% (59)	346
Tourism impacts (e.g., hunting access)	51.2% (177)	14.7% (51)	6.1% (21)	7.2% (25)	20.8% (72)	346
Diminished property value	56.9% (199)	12.6% (44)	4.6% (16)	5.7% (20)	20.3% (71)	350
Fair compensation for property owner	50.6% (173)	23.7% (81)	4.4% (15)	6.7% (23)	14.6% (50)	342
Protection of archeological resources and historical sites	49.9% (173)	20.7% (72)	5.8% (20)	8.6% (30)	15.0% (52)	347
Potential financial impact on county budget (e.g., additional staff needed to process permits)	36.8% (126)	23.4% (80)	12.3% (42)	9.4% (32)	18.1% (62)	342
Other	40.4% (88)	6.4% (14)	17.4% (38)	3.2% (7)	32.6% (71)	218
answered question						361
skipped question						51






5. If you noted any items above as “a big concern” in question #4, please briefly tell us more about your specific concerns. (250 characters or less)

	Response Count
	248
<i>answered question</i>	248
<i>skipped question</i>	164

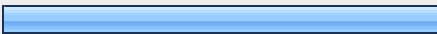




6. If you noted “other” concerns in question #4, please briefly tell us more about what your “other” concerns are. (250 characters or less)

	Response Count
	123
<i>answered question</i>	123
<i>skipped question</i>	289

7. In light of any concerns you may have identified in Part 2 of this questionnaire and the recent state legislation noted above, should Converse County develop zoning regulations that address County-specific issues related to wind energy development?

	Response Percent	Response Count
Yes 	62.4%	224
I'm leaning toward yes, but I need more information 	11.7%	42
I don't have an opinion 	3.9%	14
I'm leaning toward no, but I need more information 	6.1%	22
No 	15.9%	57
answered question		359
skipped question		53

8. Should wind energy development be limited to certain areas of Converse County?

	Response Percent	Response Count
Yes 	66.0%	237
I'm leaning toward yes, but I need more information 	5.6%	20
I don't have an opinion 	3.6%	13
I'm leaning toward no, but I need more information 	5.8%	21
No 	18.9%	68
answered question		359
skipped question		53

9. If you support restricting the location of wind energy development in Converse County to certain areas in question #8, above, where would you want to limit wind energy development?

	Strongly Support	Somewhat Support	Not sure	Do not Support	Do not Support at All	Response Count
Don't allow it above a certain elevation (e.g., do not allow on hills and other prominent geographic features)	73.6% (234)	4.4% (14)	1.3% (4)	5.7% (18)	15.1% (48)	318
Don't allow it within a certain distance of I-25 or other major roadway corridors (to reduce visual impacts)	32.1% (90)	19.3% (54)	9.3% (26)	13.6% (38)	25.7% (72)	280
Don't allow it close to existing towns	42.4% (118)	17.6% (49)	9.4% (26)	10.4% (29)	20.1% (56)	278
Don't allow it north of I-25	16.2% (42)	9.3% (24)	14.7% (38)	25.9% (67)	34.0% (88)	259
Don't allow it south of I-25	62.5% (190)	6.6% (20)	4.6% (14)	6.6% (20)	19.7% (60)	304
Don't allow it somewhere else	32.4% (71)	6.4% (14)	24.7% (54)	9.6% (21)	26.9% (59)	219
	<i>answered question</i>					322
	<i>skipped question</i>					90






10. If you noted “don't allow it somewhere else” in question #9, please briefly state where those areas are. (250 characters or less)

	Response Count
	131
	<i>answered question</i>
	131
	<i>skipped question</i>
	281

11. Do you have any general comments you'd like to share on the topic of wind energy development in Converse County? (250 characters or less)

	Response Count
	186
<i>answered question</i>	186
<i>skipped question</i>	226

12. Do you think Converse County should develop zoning regulations to address other types of high-impact development or industrial uses development (e.g., Oil and Gas, Uranium, Race Tracks)?

	Response Percent	Response Count
Yes 	41.5%	141
I'm leaning toward yes, but I need more information 	22.9%	78
I don't have an opinion 	9.1%	31
I'm leaning toward no, but I need more information 	8.5%	29
No 	17.9%	61
<i>answered question</i>		340
<i>skipped question</i>		72

13. If you think the County should have zoning regulations to address other types of development, what types of development should be addressed? (250 characters or less)

	Response Count
	132
<i>answered question</i>	132
<i>skipped question</i>	280

14. If you would like to be notified regarding future meetings and opportunities for public comment, please provide your contact information below.

	Response Percent	Response Count
Name: <input type="text"/>	98.3%	170
Address: <input type="text"/>	93.1%	161
City/Town: <input type="text"/>	95.4%	165
State: <input type="text"/>	95.4%	165
ZIP: <input type="text"/>	93.6%	162
Email Address: <input type="text"/>	62.4%	108
Phone Number: <input type="text"/>	69.9%	121
<i>answered question</i>		173
<i>skipped question</i>		239